

2018 UK Landings to date:

Fishing & Uptake						
Uptake Summary:	2017		2018		2018 Change (+/- tonnes)	2018 Change (+/- % Uptake)
As at: 21 st Feb 2018	UK Landings (tonnes)	% Uptake UK Quota	UK Landings (tonnes)	% Uptake UK Quota		
Cod (NS)	2322	15.2	2093	12.5	- 229	-2.7
Haddock (NS, WoS, Rockall)	4226	14.7	3592	10.2	- 634	-4.5
Saithe (NS/WoS)	2029	18.0	1689	14.3	- 340	-3.7
Whiting (NS)	1477	15.0	1571	11.4	+ 94	-3.6

2017: Summary of Landings into UK by UK vessels.

January to December inclusive

	Quantity (tonnes)			Value (£'000s)			Price (£/tonne)		
	2016	2017	Change	2016	2017	Change	2016	2017	Change
Cod	20,748	19,433	- 6%	38,048	44,189	+ 16%	1,834	2,274	+ 24%
Haddock	33,134	33,294	+ 0%	43,919	50,369	+ 15%	1,326	1,513	+ 14%
Hake	11,405	12,529	+ 10%	26,911	27,231	+ 1%	2,360	2,173	- 8%
Monks or Anglers	16,390	16,185	- 1%	46,832	45,933	- 2%	2,857	2,874	+ 1%
Plaice	4,709	4,723	+ 0%	5,341	6,312	+ 18%	1,134	1,336	+ 18%
Pollack (Lythe)	1,918	1,509	- 21%	4,336	3,888	- 10%	2,260	2,577	+ 14%
Saithe	9,963	9,913	- 1%	10,325	9,797	- 5%	1,036	988	- 5%
Skates and Rays	2,441	2,380	- 2%	3,033	3,061	+ 1%	1,245	1,308	+ 5%
Sole	1,484	1,497	+ 1%	13,314	13,911	+ 4%	8,982	9,300	+ 4%
Whiting	10,294	9,686	- 6%	10,782	12,146	+ 13%	1,047	1,254	+ 20%
Other Demersal	19,663	18,820	- 4%	48,281	45,812	- 5%	2,460	2,447	- 1%
Demersal	132,149	129,969	- 2%	251,121	262,647	+ 5%	1,901	2,026	+ 7%

The table illustrates UK landings for 2017 sourced from MMO monthly landings data: <https://www.gov.uk/government/statistics/monthly-sea-fisheries-statistics-december-2017>

2017: Scottish Whitefish Landings Profiles

Notes:

The format of these landings charts has been revised.

The charts now illustrate landings of key whitefish species into Scotland by all UK and Norwegian vessels

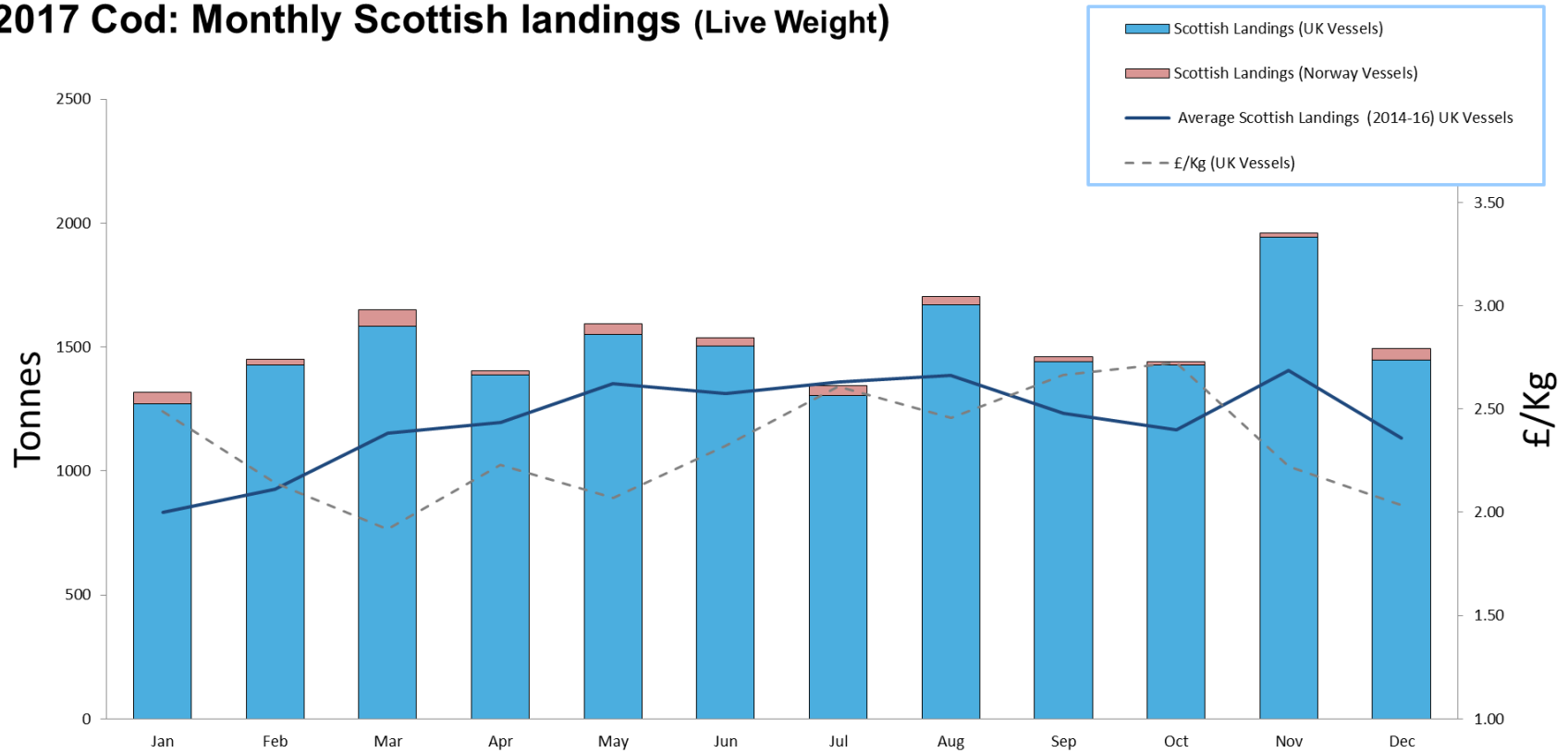
An average of historical landings for the last three years from all UK vessels is also illustrated.

Currently these graphs do not include other foreign vessel landings into Scotland.

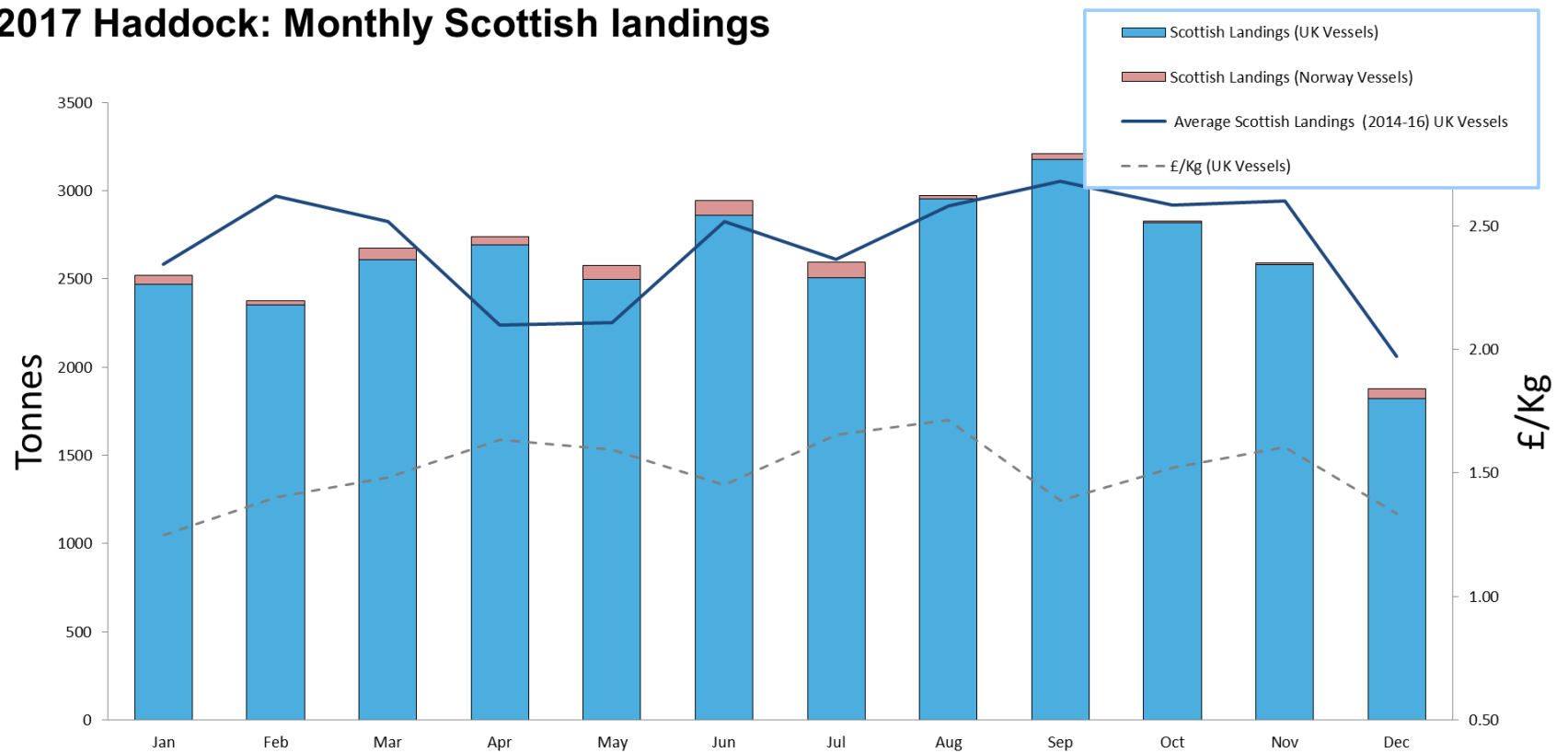
All landings data are supplied by Marine Scotland and updated monthly. Landings & price data are provisional at this time and should be interpreted as such and treated accordingly

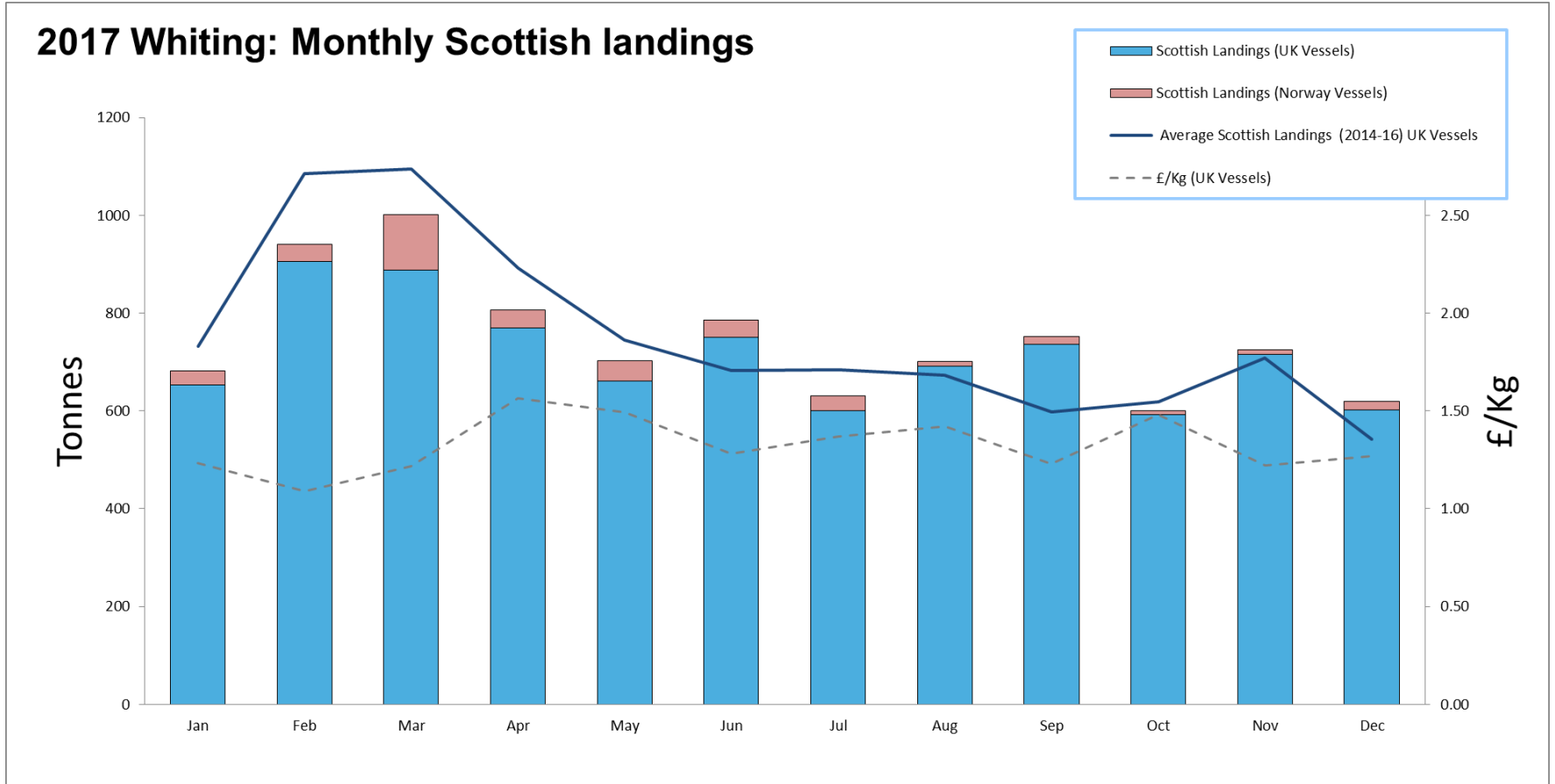
As this is provisional data - adjustments may be made before publication of final fishery statistics.

2017 Cod: Monthly Scottish landings (Live Weight)

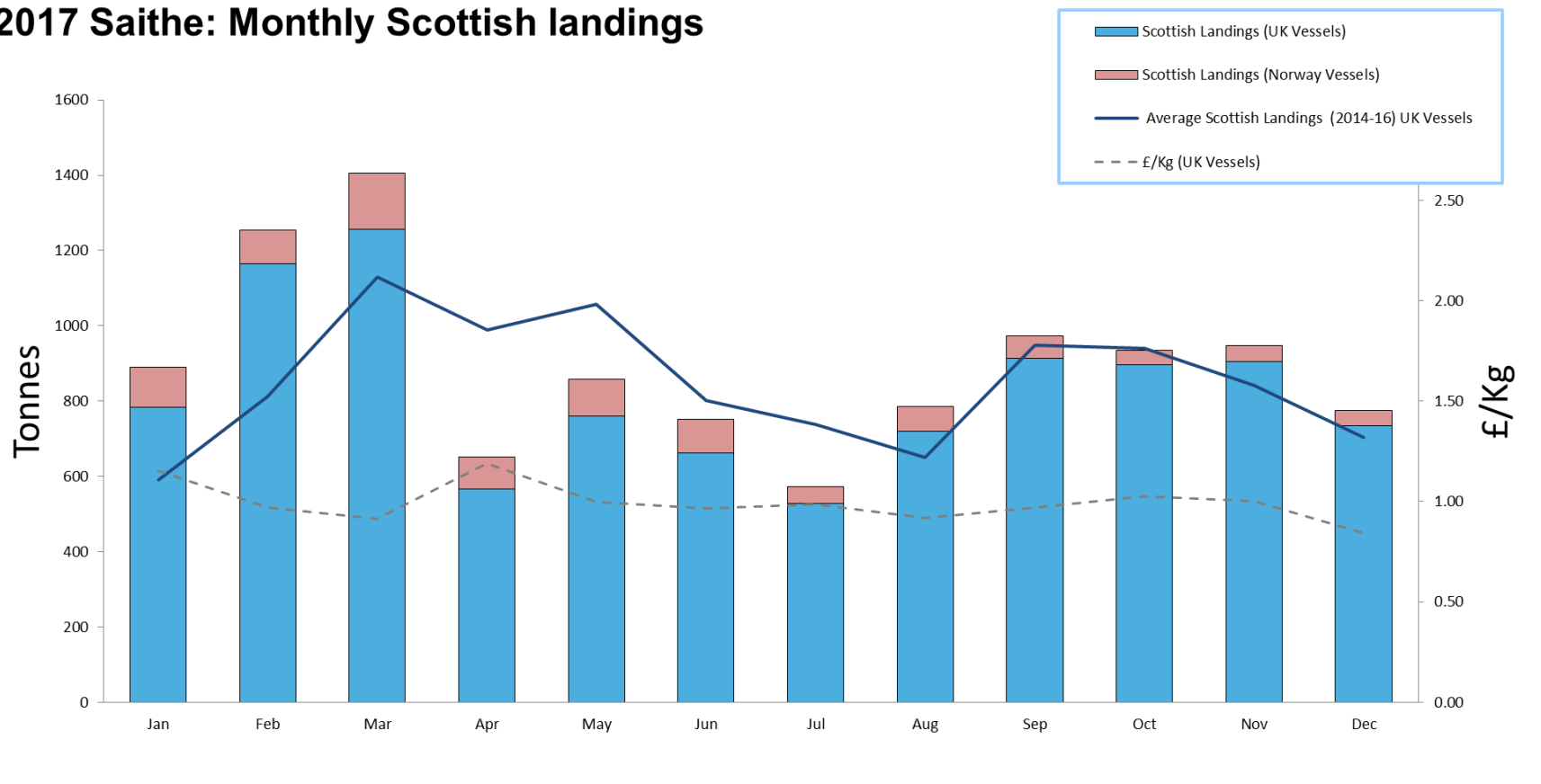


2017 Haddock: Monthly Scottish landings

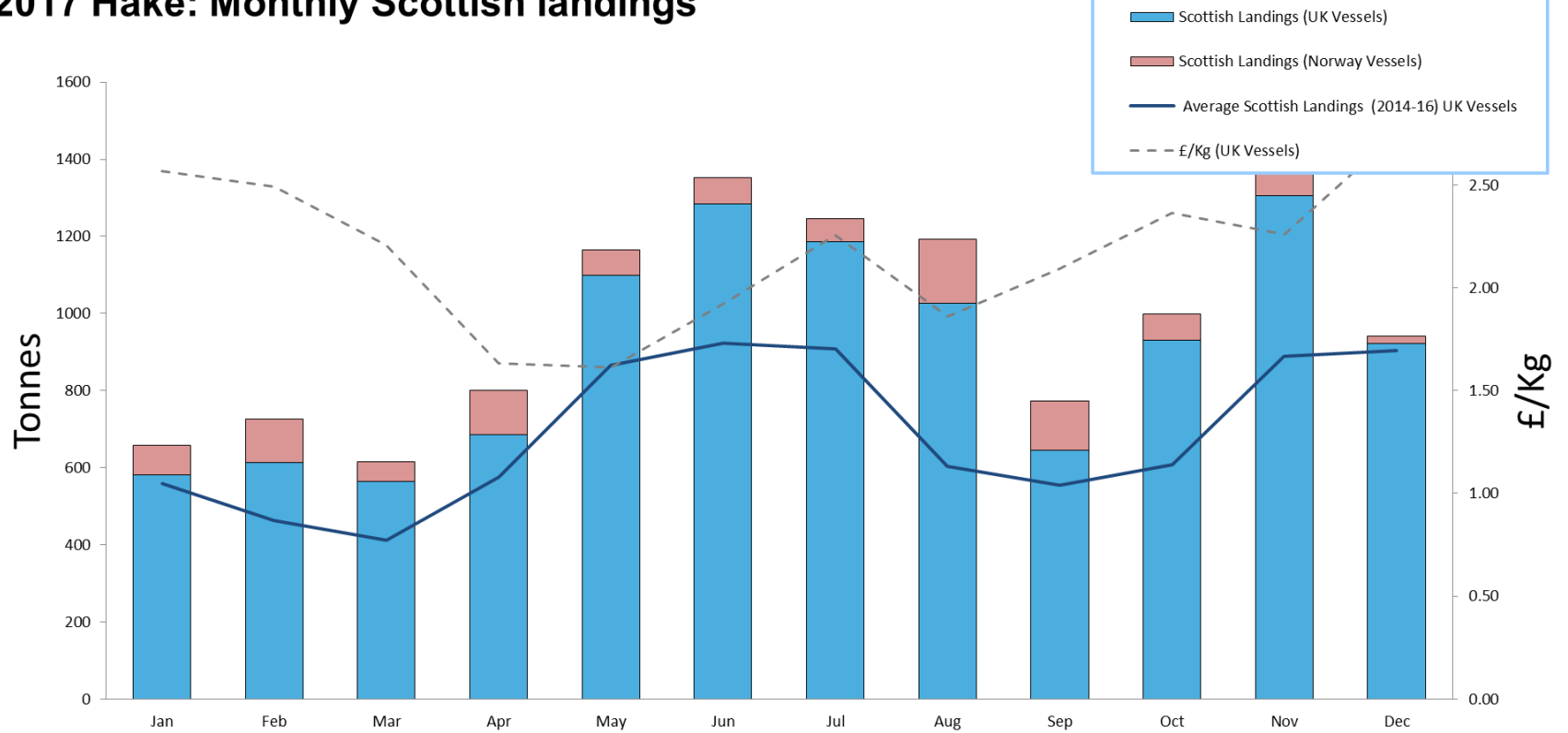




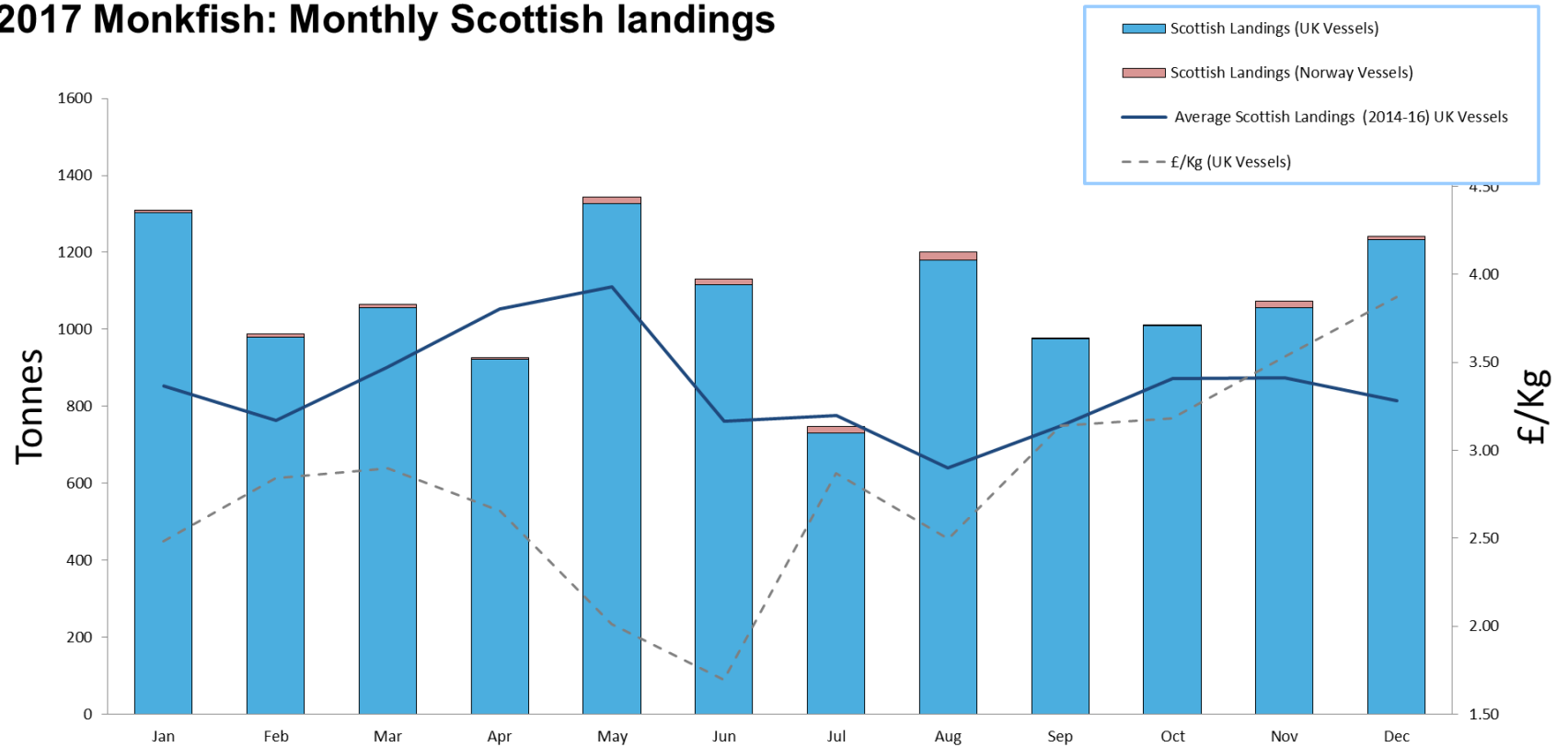
2017 Saithe: Monthly Scottish landings



2017 Hake: Monthly Scottish landings



2017 Monkfish: Monthly Scottish landings



2017 Megrim: Monthly Scottish landings

